

# The *OPEN* Everyday Symbols Library

Version 1.0

Pascal Bercher  
pascal.bercher@anu.edu.au

April 20, 2025

This package is an *open* and continuously extended list of “everyday symbols” (i.e., not of a mathematical or otherwise primarily technical nature). I call it open because I ask *everybody* (i.e., also potentially you) to contribute your own symbols to it. I hope that enough people consider creating their own symbols, e.g., with the help of chatGPT, and contribute them to this package. (Note that creating such graphics isn’t particularly hard or time-intense when getting assisted by generative AI such as chatGPT. It will take you a bit longer to create variants of the single symbol you need and to contribute your work to this package, but if enough people do this, we’ll get a decent package at some point.) For further details for contributing, please read the readme.

Every command follows the structure:

```
\everydaySymbol[some-color]{main-category}{sub-identifier-number}
```

Here, `some-color` is optional, default is black/white (all standard L<sup>A</sup>T<sub>E</sub>X colors are possible). Some graphics allow further arguments for configuration (in which case “some-color” has to be replaced by “color=some-color”). If a symbol is too large (or small), simply scale it up or down using `\scalebox{factor}{your-symbol}`.

Note that the document is ordered by category, like doors, houses, etc. Note however that every main category can have multiple sub categories (the sub-identifier), where one sub category is by one author, meaning that for each main category you might find several further interpretations and variants of it.

The rule for the sub-categories’ name is “descriptor–author–ID”. The ID is to enumerate over different symbols, whereas author allows multiple people to contribute their work without incurring a name clash.

## More symbols required?

You might be here because you require some (non-mathematical) symbol... Thus, two pieces of advice:

- Check out <https://detexify.kirelabs.org/classify.html>: it allows you to draw a symbol in the browser, and text recognition recommends L<sup>A</sup>T<sub>E</sub>X commands and the packages in which they are found.
- Other than that, one might only need this amazing PDF: <https://tug.ctan.org/info/symbols/comprehensive/symbols-a4.pdf>. It lists out dozens (or hundreds?) of packages and their symbols, including their commands and symbols. Thus, either scroll through its almost 500 pages, or use full-text search, e.g., for “dinosaur”.

If you still don’t find what you are after, please consider drawing variants of what you need yourself using chatGPT in tikz, and “donate” your work into this package so that it grows. :)








Version history at the very end.

# 1 Doors

In this section, you find multiple variants of doors.

## 1.1 floorplan–pascal

Author: package author (Pascal; using chatGPT).

- `\everydaySymbol{door}{floorplan--pascal-01}` ..... 
- `\everydaySymbol{door}{floorplan--pascal-02}` ..... 
- `\everydaySymbol{door}{floorplan--pascal-03}` ..... 
- `\everydaySymbol{door}{floorplan--pascal-04}` ..... 
- `\everydaySymbol{door}{floorplan--pascal-05}` ..... 
- `\everydaySymbol[color=red!66!yellow]{door}{floorplan--pascal-05}` ..... 
- `\everydaySymbol[blue]{door}{floorplan--pascal-05}` ..... 






# 2 Houses

In this section, you find multiple variants of houses.

## 2.1 iconic–pascal

Author: package author (Pascal; using chatGPT).

Note that here you have only one main command and use the config key to configure your graphic.

- `\everydaySymbol{house}{iconic--pascal}` ..... 
- `\everydaySymbol[config={middleDoor,chimney}]{house}{iconic--pascal}` ..... 
- `\everydaySymbol[config={rightDoor,leftWindow}]{house}{iconic--pascal}` ..... 
- `\everydaySymbol[config=twoWindows,color=red]{house}{iconic--pascal}` ..... 
- `\everydaySymbol[config={twoWindows,middleDoor}]{house}{iconic--pascal}` ..... 

# Version History

- 2025/04/20, Version 1.0: First version with just two categories: Door (floorplan–pascal) and House (floorplan–pascal).